

Assigning Numbers to Conventional Line Stations

By rolling out services overseas with smartEX, internationally offering excursion tickets, and also using tablets that feature interpretation functions, Central Japan Railway Company (JR Central) has been enhancing its services for foreign visitors to Japan who use JR Central.

Aiming to enable such foreign customers to use JR Central's railway lines in a more readily understandable and comfortable manner, we will assign numbers to conventional line stations, in turn providing enhanced service.



Description of station numbering



Station name signage on platform

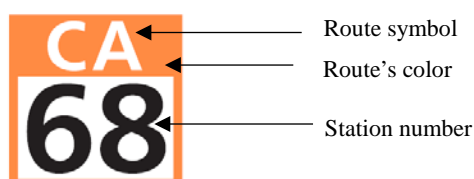
1. Subject stations (separate sheet)

A total of 176 stations:

- Stations in urban areas of Nagoya and Shizuoka (170 stations)
- Stations along the Chuo Line and Takayama Line, highly popular among tourists visiting Japan (six stations)

2. Description method

Descriptions will be a combination of symbols (two alphabet letters) and colors set for each route, as well as numbers (two digits) arranged for each station.



3. Location where numbers are to be described

- Station premises: Station name signage on platforms, route maps (ticket gate, ticket vending area)
- Inside rolling stock: Route maps, English subtitles, etc. *Some rolling stock is excluded

4. Timing of introduction

The numbers will be introduced from March 2018 in a phased manner.

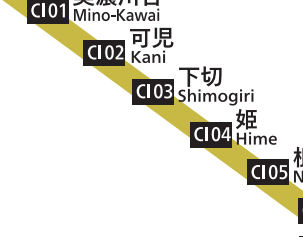
*Images shown are for illustrative purpose only.

Station Numbering Chart

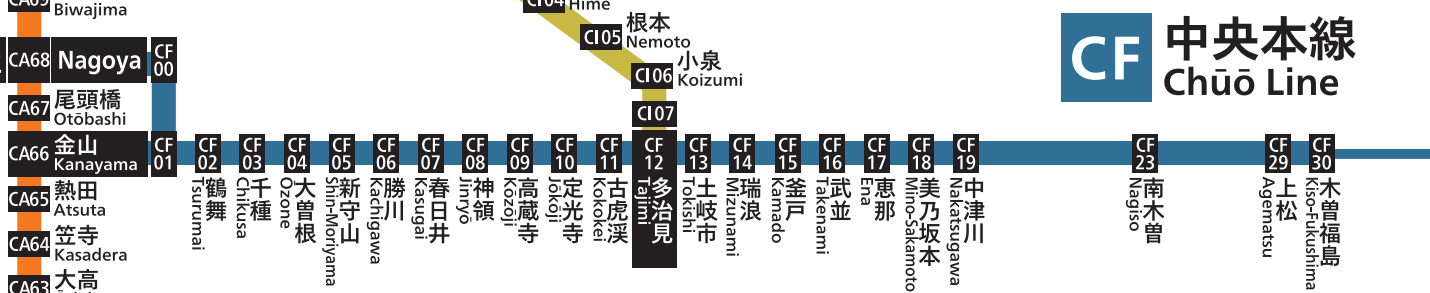
CG 高山本線 Takayama Line



CI 太多線 Taita Line



CF 中央本線 Chūō Line



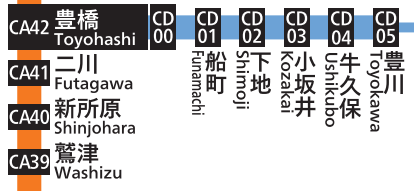
CJ 関西本線 Kansai Line



CE 武豊線 Taketojo Line



CD 飯田線 Iida Line



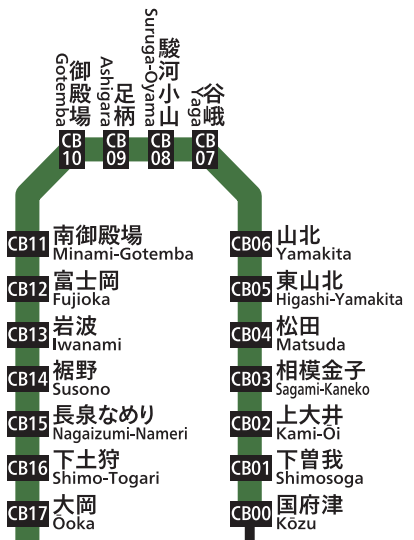
CC 身延線 Minobu Line



CA 東海道本線 Tokaidō Line



CB 御殿場線 Gotemba Line



*Images shown are for illustrative purpose only.