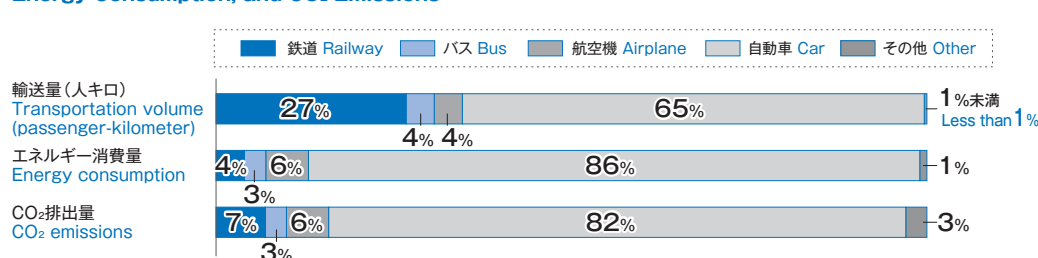


鉄道の環境優位性 Environmental Superiority of Railways

旅客輸送における輸送量・エネルギー消費量・CO₂排出量分担率 Distribution of Passenger Transportation Share, in terms of Transportation Volume, Energy Consumption, and CO₂ Emissions



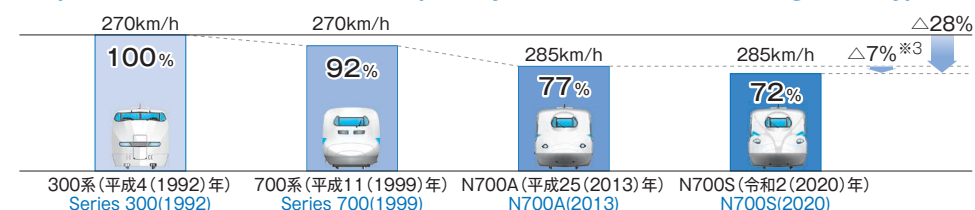
注 端数処理により、内訳の合計が100%にならない場合がある
 出典 輸送量、エネルギー消費量：エネルギー・経済統計要覧（令和3（2021）年度）
 CO₂排出量：国立環境研究所温室効果ガスインベントリオフィスのデータ（令和3（2021）年度）をもとに作成
 Note: The totals for items in the breakdown may not be 100% due to rounding.
 Source: For transportation volume/energy consumption, created based on data from Handbook of Energy & Economics Statistics (FY2021).
 For CO₂ emissions, created based on data from the National Institute for Environmental Studies, Greenhouse Gas Inventory Office of Japan (FY2021).

東海道新幹線と航空機の比較（東京～大阪） Comparison of the Tokaido Shinkansen and Airplanes (between Tokyo and Osaka)



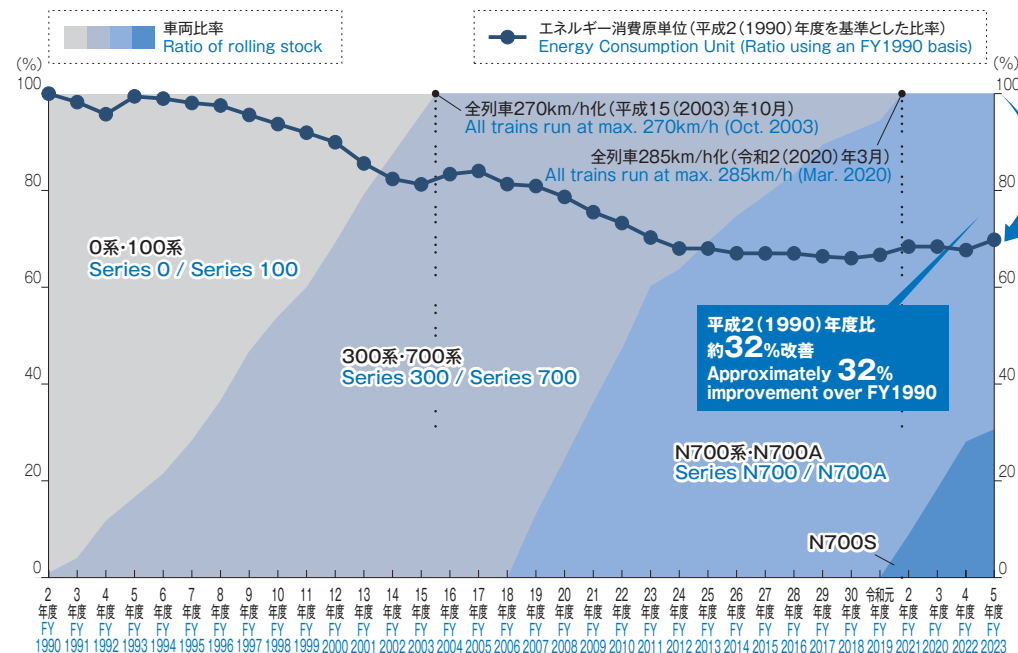
注 1. 走行実績(当社分)に基づく算出 N700系「のぞみ」(東京～新大阪)
 2. ANA「アニュアルレポート 2011」を参考に当社算出 B777-200(羽田～伊丹・関空)
 Note: 1. Calculation based on running performance of Series N700 Nozomi (Tokyo - Shin-Osaka) conducted by JR Central.
 2. Calculated by JR Central using ANA's "Annual Report 2011" B777-200 (Haneda - Itami/Kansai Airport) for reference.

東海道新幹線の車種別電力消費量の比較 Comparison of Electric Power Consumption by Tokaido Shinkansen Rolling Stock Type




注 1. 東京～新大阪下りを上記の最高速度で走行した場合のシミュレーション
 2. ()内は投入した年
 3. 空調制御方式の最適化等の効果を含む
 Note: 1. Simulated run from Tokyo to Shin-Osaka at the maximum speeds identified above.
 2. Years in parenthesis indicate introduction year of each rolling stock.
 3. Includes effects of optimization of air conditioning control method, etc.

東海道新幹線の車両比率・エネルギー消費原単位 Ratio of the Tokaido Shinkansen Rolling Stock and Energy Consumption Unit

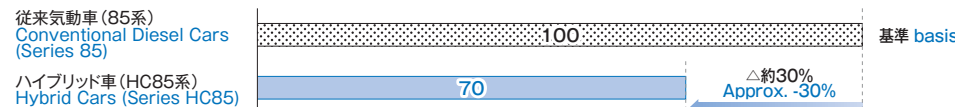


在来線車両の電力・軽油消費量の比較 Comparison of Electricity Consumption and Diesel Fuel Consumption of Conventional Line Cars



注 豊橋～大垣、名古屋～中津川を最高速度120km/hで走行(快速運用)した場合のシミュレーション
 Note: Based on simulated test runs between Toyohashi and Ogaki, and Nagoya and Nakatsugawa at a maximum speed of 120km/h (rapid operation).

従来気動車(85系)・ハイブリッド車(HC85系)の軽油消費量の比較 Comparison of Diesel Fuel Consumption of Conventional Diesel Cars (Series 85) and Hybrid Cars (Series HC85)



注 名古屋～富山を最高速度120km/hで走行した場合のシミュレーション
 Note: Based on simulated test runs between Nagoya and Toyama at a maximum speed of 120km/h.